




WATER



HYDRAULIC



COMPONENTS

Packed Spool 4-Way Valve

Brochure 82

- Manifold Mounting Patterns
 - ANSI D02
 - NFPA D05
 - CETOP-5
- Capacities to 20 GPM (75 LPM)
- Working pressures to 6,000 PSI (414 bar)
- Designed to operate with low viscosity fluids and raw water
- Zero Leakage
- Stainless Steel Components
 - Excellent corrosion resistance
 - High reliability
 - Long-lasting performance
- Multiple Function Configurations
- Air/Electrical or Manually Operated
- Consult factory for custom specifications

Packed Spool 4-Way Valve



Air/Electrically Operated



Directional Control Valve

Packed Spool 4-Way Valve

Manually Operated



Directional Control Valve

Brochure 395

- DIN 16 through DIN 80
- Mounting Type
 - Manifold Mount (Standard)
 - SAE Flange Connections
- Available in 2-, 3- or 4-way with multiple configurations
- Capacities to 6,000 GPM (23,000 LPM)
- Working pressures to 6,000 PSI (414 bar)
- Reversible Soft Composite Disc
- Designed to operate with low viscosity fluids and raw water
- Removable Stainless Steel Cartridge Design
 - Serviceability
 - Excellent corrosion resistance
 - High reliability
 - Long-lasting performance
- V-Notch Technology
- Consult factory for custom specifications

Pressure Control Valves

Brochures 104 & 500

- Pressure Control
 - Available in Relief & Reducer
 - Capacities to 1,000 GPM (3,800 LPM)
- Proportional Pressure Control
 - Available in Relief, Reducer, & Dual
 - Capacities to 300 GPM (1,140 LPM)
- Connection Types
 - Manifold Mount
 - SAE Flange
- Working pressures to 6,000 PSI (414 bar)
- Designed to operate with low viscosity fluids and raw water
- Removable Stainless Steel Cartridge Design
 - Serviceability
 - Excellent corrosion resistance
 - High reliability
 - Long-lasting performance
- Consult factory for custom specifications

Pressure Control Valve



ISO-Lock Valve

ISO-Lock Valve

Brochure 250

- Industry Standard Patterns NFPA/ANSI
 - D03, D05, D08, D10
 - C08, C09, RP10 & P06
- Elwood Patterns
- Capacities to 350 GPM (1,300 LPM)
- Working pressures to 6,000 PSI (414 bar)
- Provides positive isolation of ports
- Fast & easy installation
- Allows for system diagnostics
- Designed to operate with low viscosity fluids, raw water, & oil
- Consult factory for custom specifications

195 West Ryan Road
Oak Creek, WI 53154

414-764-7500
info@elwood.com

www.elwood.com/fluidpower.html


2-Way Valves - DIN & Spindle Style

Brochure 2218 & 2219

- Applications
 - Descaling
 - Pump Unloading/Pump Bypass
 - Stop
- Sizes 2" through 10"
- Capacities to 6,000 GPM (23,000 LPM)
- Working pressures to 6,000 PSI (414 bar)
- Reversible Soft Composite Disc
- Designed to operate with low viscosity fluids and raw water
- Removable Stainless Steel Internals
 - Serviceability
 - Excellent corrosion resistance
 - High reliability
 - Long-lasting performance
- Consult factory for custom specifications

2-Way Descale Valve

DIN Style



Spindle Style

2-Way Descale Valve

Descaling Application Features

Brochure 2218 & 2219

- Capacities to 6,000 GPM (23,000 LPM)
- V-Notch Technology
- Consult factory for custom specifications

Pump Unloading Application Features

Brochure 2213

- Manifold Mounted DIN 25 through 100
 - DIN 80 & 100 Modular Inline System
- Capacities to 2,350 GPM (9,000 LPM)
- V-Notch Technology
- Consult factory for custom specifications

Pump Unloading System



2-Way Stop Valve

Stop Application Features

- Capacities to 3,400 GPM (13,000 LPM)
- Manual or Hydraulically Operated Pilot
- Consult factory for custom specifications

195 West Ryan Road
Oak Creek, WI 53154

414-764-7500
info@elwood.com

www.elwood.com/fluidpower.html

Check Valve

- Sizes 2" through 10"
 - Manifold Mount, ASTM or SAE Flange Connections
- Capacities to 8,000 GPM (30,000 LPM)
- Working pressures to 6,000 PSI (414 bar)
- Designed to operate with low viscosity fluids and raw water
- Soft or Hard Seat Plungers
- Removable Stainless Steel Cartridge Design
 - Excellent corrosion resistance
 - High reliability
 - Long-lasting performance
- Multiple Cracking Pressure Configurations
- V-Notch Technology
- Consult factory for custom specifications

Check Valve



Accumulator System Shut-Off Valve



Accumulator System Shut-Off Valves


Brochure 102

- Sizes 2" through 10"
 - Excellent corrosion resistance
 - High reliability
 - Long-lasting performance
- Capacities to 8,000 GPM (30,000 LPM)
- Working pressures to 6,000 PSI (414 bar)
- Designed to operate with low viscosity fluids and raw water
- Adjustable Pneumatic Flow
- Velocity Fuse
- Balanced Poppet Design
- Removable Stainless Steel Internals
- Stainless Steel Spring-Assisted Design
 - Positive sealing at low pressure filling operations
- One High-Pressure Static Seal
- V-Notch Technology
- Consult factory for custom specifications

Valve Stands, Manifolds, & Systems

- Customized control valve packages including valve stand and forged steel manifold with SAE flange connections, wiring, and common air line to all pilots.
- Designed to meet customer circuit requirements
- Optional modular isolation valves for reduced maintenance time
- Integrate Elwood valves and customized electronic controls with non-Elwood components for single source convenience.

Valve Stand



Screw-in Cartridge

Screw-in Cartridge Valves

- Details coming soon!
- Consult factory for information.

195 West Ryan Road
Oak Creek, WI 53154
www.elwood.com/fluidpower.html

414-764-7500
info@elwood.com



Elwood Fluid Power is proud to provide high pressure hydraulic valves and systems for water and other low viscosity applications. Traditionally, Elwood custom valves have been used in steel mills, aluminum mills, and petrochemical facilities across the world!

Today Elwood is expanding its markets into custom high pressure water or low viscosity applications across many industries. Contact us today to start talking with our team!

Water and Low Viscosity Hydraulics

2-, 3- & 4-Way Directional Control Valves

As one of the most fundamental components in hydraulic and pneumatic machinery, directional control valves are responsible for stopping, allowing, and changing direction of fluid flow from one or multiple sources.

Packed Spool 4-Way Directional Control Valves

Deliver precise valve control through air actuated function.

Pressure Control Valves

Named for their primary function, pressure control valves relieve, reduce, or stop system pressure.

Isolation Valves

Utilize system maintenance with the ISO-Lock valve by isolating manifold mounted directional control valves without shutting the entire system down.

2-Way Valves

- Descaling applications
- Pump unloading & bypass applications
- Stopping applications

Accumulator System Shut-Off Valves

As system pressure builds, this safety valve shuts off pressure when determined levels are reached.

Decoking Control Valves

Assisting the refinery industry since the late 1930's, Elwood's decoking control valves have come a long way. Support provided is for older Nordberg and Rexnord valves. Newer designs feature additional beneficial characteristics. Available in spindle and cartridge designs, customized to fit your needs.

Valve Stands & Manifolds

ELWOOD CORPORATE POLICY STATEMENT

It is the policy of Elwood to provide our customers with products that meet or exceed their expectations for performance, reliability and safety while ensuring compliance with applicable laws and regulations, and to continually improve all aspects of our business.



195 West Ryan Road 414-764-7500
Oak Creek, WI 53154 info@elwood.com
www.elwood.com/fluidpower.html